




# Visual Story of the Army Flying Museum






Welcome to the Army Flying Museum .  
We have large carpark with lots of room for cars and coaches and are right next to an active airfield. The museum is in two big buildings called hangars so all of the aircraft can fit inside.



You can sometimes see and hear aeroplanes and helicopters flying. They can be noisy and if you are near to the fence you will feel the wind from their rotors. You must always stay on the museum side of the fence as the other side belongs to the army.






The first thing that you see inside will be our museum shop. There are lots of interesting items for sale here. Sometimes there are people queuing up to buy things or looking around with their families.



Straight ahead you will see this counter. This is where visitors get their tickets and where your teacher, if you are on a school trip, will go to let us know that you have arrived for your trip. You can also pick up a free museum map from here.

*Our staff are all very friendly.*



We have lots of trails around the museum. These are on display in the shop where you come in.

There is a Museum Activity Book and a Log Book Trail, which are available all year.

There are also lots of seasonal and temporary trails which may be put out at different times during the year.

Make sure you check our webpages and social media to find out when these trails are available.

There are different trails available for school groups. If you are part of a visit like this you will be given your trails by our Learning team.





Hangar 1



Hangar 2

There are toilets at the start of the museum near the shop and at the start of Hangar 2 on the ground floor. All our emergency exits are marked with the green running man signs. If the alarm sounds do not worry. If you are a child stay with the adult that is with you and leave by the nearest emergency door. If you are an adult please take yourself out of the nearest emergency exit door. These doors are all around the museum and are marked with the green fire exit signs. All visitors should assemble by the green flag in the carpark.



If you move past the front desk you will see a film all about the history of our museum. It appears on all these screens. It has sound effects and some flashing images. It is a couple of minutes long and is in a darker area of the museum.

Hangar 1





We have some mannequins in our museum. They are like the ones that you would see in shops but we have dressed them up so they look like pilots. Some are in cases, some are in scenes and some are sitting in the aircraft.



There are big picture panels and cases with real objects inside them in our museum. There are also little models to look at which show the sorts of places these aircraft flew when they were still being used.



In this display you can press buttons to find out how aircraft were fixed during the First World War. When you press a button a recording will start of someone talking about their work. The mannequins don't move. They are just showing you what sort of objects that they work on.



There are aeroplanes and helicopters sitting on the ground in the hangars and some of them are hanging from the ceiling. These are all real aeroplanes and helicopters. One of our most important jobs is to take care of them.






You can walk very near the aircraft but you must stay behind any rope barriers. There is the sound effect of aircraft every now and again in this hangar.

Hangar 1



You can sit inside the Lynx and the Scout Helicopter in this hangar. Be careful as you get in and out. In the scout helicopter you can sit in the cockpit and reach and move some of the controls. There is a button inside which you can press which starts up a sound effect of the helicopter engine and the sounds of pilots talking on their radios.

Hangar 1



There are touchscreens around the museum where you can find out more about the aircraft. Some of these screens have the same information on them so that more than one person at a time can learn about our aircraft.






These objects are fine to touch. You can have a go at building an engine or spin the rectangles around to find out what different materials are used to make aircraft. The build your own engine activity has a sound effect to let you know whether you have got it right or wrong. There is also a timer but you don't have to use it.





We have dressed these mannequins as pilots from the Royal Air Force. This area has a sound effect of alarms sounding, planes and people talking. There is also a video showing RAF pilots at work, a touchscreen and lots of interesting objects.



There are stairs in both hangers and a lift in Hangar 2 from which you can access both balcony areas. You can see lots of real objects on display on the balconies and also have a great view of the aircraft on the floors below.



Some of our mannequin scenes might seem a bit scary but they are just there to show us what it was really like to be a soldier or a pilot.





The corridor upstairs is quite narrow and a little darker than downstairs in the hanger. There are also some mannequins here and there as you walk around. In the corner you will find a room with lots of different medals on display.





There are video clips you can watch and audio posts where you can listen to people talk about their experiences. There are some seats up here if you would like a rest.



These stairs lead to the 1940s House. It might be a little bit noisy here as it is close to our inside play area. Our Learning Centre is also nearby so you may hear lots of children chattering.



There is an indoor play area\* right in the middle of the two hangers. This has soft play areas for children aged 8 and under. There are also some dressing up boxes which all ages can use and an interactive with lights and sound effects. This area can be very noisy when it is busy. Please don't eat or drink here. It makes everything very sticky. We also have play area outside. In nice weather this is great fun to visit.

Hangar 1

**\*We regret that this area is currently closed due to Covid-19 concerns**






The 1940s House is laid out like a real home with a outside toilet, bedroom, lounge, kitchen and air raid shelter to look at. You cannot enter the rooms but you can peek through the windows and see what is inside. There is a sound effect of an air raid taking place and some speeches and songs.

When you leave the 1940s house you will be in Hangar 2 .





From here you can look over Hangar 2 and learn about Second World War Gliders. There are some films running and mannequins in this hangar.

Hangar 2



Upstairs on the balcony area in Hangar 2 you will also find our new Interactive Apache room. This room is quite dark with touchscreen displays, and some oral history sound posts to listen to.

On special days there may also be a VR Headset experience available but make sure you check with the museum before your visit if this is something that you particularly want to do.

Hangar 2







On this floor is our café where visitors can buy drinks and food. If you are lucky you can watch army pilots practice flying aeroplanes and helicopters from here. The Café can be a busy and noisy place at times but our staff are very friendly. Sometimes when hot meals are being cooked the aroma escapes into Hangar 2. If you are on a school trip you will eat your lunch in our learning room.





It is quite narrow on the balcony area in Hangar 2. When the Armed Action show is playing downstairs you will still be able to hear it on the balcony.  
You can look inside this glider but please don't climb on it.



There are two staircases which take you down onto the ground floor. This one takes you inside a real Hamilcar Glider from the Second World War. There is a video all about it inside.




In this hangar is a special Armed Action Helicopter AV show. The hangar will become much darker and there will be lots of noise, flashing lights and wind effects. If you sit outside the 'H' the show will be less loud and you will not feel the wind as much. It is 8 minutes long and happens every hour, on the hour.

Hangar 2





Not currently on display. We will bring this back to the floor as soon as we can.



There are a number of interactives in Hangar 2 which have a £1.00 charge to play. The funds raised all help towards the running of the museum

Hangar 2



If you would like to ask us some more questions about the museum before you visit please do not hesitate to contact us. The Museum is now also providing quiet mornings throughout the year so keep an eye on our website if you would like to visit the museum when the sound effects are turned off.

Telephone: 01264 781086  
Email: [education@armyflying.com](mailto:education@armyflying.com)